

---

# A Simple Contrastive Learning Objective for Alleviating Neural Text Degeneration

---

Shaojie Jiang<sup>1</sup>   Ruqing Zhang<sup>2</sup>   Svitlana Vakulenko<sup>3\*</sup>   Maarten de Rijke<sup>1</sup>

<sup>1</sup>University of Amsterdam, <sup>2</sup>Institute of Computing Technology, Chinese Academy of Sciences

<sup>3</sup>Amazon, Spain

{s.jiang, m.derijke}@uva.nl,  
zhangruqing@ict.ac.cn, svvakul@amazon.com

## Abstract

The cross-entropy objective has proved to be an all-purpose training objective for autoregressive language models (LMs). However, without considering the penalization of problematic tokens, LMs trained using cross-entropy exhibit text degeneration. To address this, unlikelihood training has been proposed to force unlikely tokens to be assigned a low probability by a LM. But unlikelihood does not consider the relationship between the label tokens and the unlikely token candidates, thus showing marginal improvements in degeneration. We propose a new *contrastive token* learning objective that inherits the advantages of cross-entropy and unlikelihood training and avoids their limitations. The key idea is to force a LM to generate high probabilities for label tokens at each step while low probabilities of negative candidates. Comprehensive experiments on language modeling and open-domain dialogue generation tasks show that the proposed contrastive token objective yields less repetitive texts, with a higher generation quality than unlikelihood training, achieving the new state-of-the-art performance.

## 1 Introduction

Autoregressive language models (LMs), such as OpenAI GPT-3 [1], have achieved impressive empirical results on various natural language processing (NLP) tasks. The goal of training LMs is to learn the true distribution of a text corpus, and this is usually achieved through next word prediction. Specifically, a standard approach to training LMs is to minimize the cross-entropy loss between the true distribution and the model prediction. Unfortunately, LMs trained using the cross-entropy objective have been observed to exhibit text degeneration problems, where token, phrase, and sentence level repetition is a common symptom [7, 10, 31]. Such repeated texts differ markedly from those generated by people.<sup>1</sup> To analyze the reasons for why generated text is degenerate, our work views the vocabulary of LMs as being composed of three sets of tokens at each time-step, i.e., positive tokens (label tokens), negative tokens (incorrectly repeating tokens), and irrelevant tokens (all the others). Based on this taxonomy, we stress that cross-entropy is in fact a contrastive learning objective that contrasts positive tokens with negative tokens and irrelevant tokens. While it is necessary for LMs to learn how to rank positive tokens higher than other tokens in the predicted distribution, negative tokens are treated equally to irrelevant tokens (whose number is usually much larger) by the cross-entropy objective. As a consequence, negative tokens may not be assigned the lowest probability.

---

\*Research conducted when the author was at the University of Amsterdam.

<sup>1</sup>Readers are referred to Table 4 for some concrete examples. The degeneration problem even exists in large-scale, state-of-the-art, pre-trained language models such as GPT-3 [20].

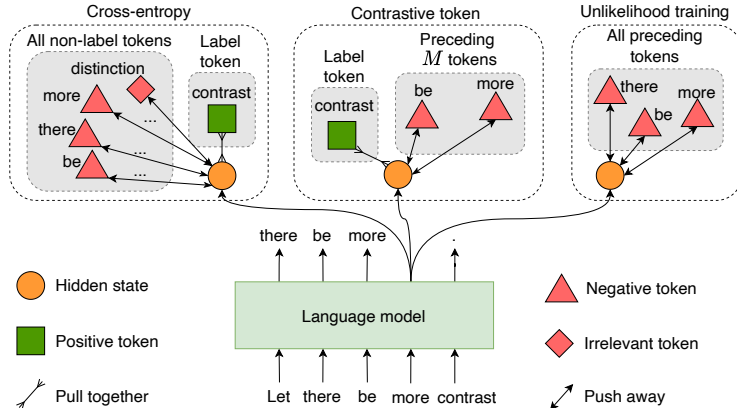


Figure 1: Illustrating the differences between our proposed contrastive token learning, unlikelihood training, and the cross-entropy objective for LMs. For contrastive token learning, we use the label token as the positive token and the preceding  $M$  tokens as the negative tokens at each decoding step.

To address the above issue, Welleck et al. [31] have proposed *unlikelihood training* to penalize certain negative tokens, i.e., incorrectly repeating tokens. The key idea behind unlikelihood training is to lower the probability of negative tokens assigned by LMs. Despite its success, the unlikelihood objective does not consider the relationship between the positive tokens and negative tokens, but penalizes negative tokens by decreasing their predicted probability. This unintentionally boosts the probability of other irrelevant tokens. Moreover, all previous context tokens are used as negative candidates per generation step. Such an objective not only introduces a considerable amount of noise, but it may also result in sub-optimal repetition reduction, thus affecting the final generation performance.

Therefore, in this paper, we introduce a simple yet effective *contrastive token learning* (CT for short) objective that integrates the best of cross-entropy and unlikelihood training, penalizing negative tokens by contrasting them with positive tokens. The commonalities and differences between cross-entropy, unlikelihood training, and CT are illustrated in Figure 1. Briefly, (i) without distinguishing between negative and irrelevant tokens, cross-entropy cannot effectively suppress negative tokens; (ii) due to a lack of contrast between negative and positive tokens, it is difficult for unlikelihood training to penalize negative tokens; and (iii) thanks to its more focused contrast between positive and negative tokens, CT can take goal-directed actions rather than just making predictions, i.e., explicitly teaching the LM to assign negative tokens with a lower probability than positive tokens. In this work, we combine the CT and cross-entropy objective to train LMs, where the cross-entropy performs on the label tokens so that they are assigned the highest probability, and CT effectively suppresses negative tokens from being generated.

We perform empirical evaluations on the tasks of language modeling and open-domain dialogue generation.<sup>2</sup> Our empirical evidence demonstrates that LMs trained by the proposed CT objective can generate less repetitive text and achieve superior text generation by standard greedy or beam search under both automatic and human evaluations. CT has a minor negative influence on the perplexity of LMs, and through our case studies we observe substantial improvements regarding the quality of generated text.

## 2 Background

LMs aim to learn the true distribution over variable-length text sequences in a text corpus  $X = (x_1, x_2, \dots, x_{|X|})$  with  $|X|$  tokens. A popular approach to this task is next word prediction, i.e., predicting a distribution over the next word following a given context. To train such a language model, cross-entropy and unlikelihood training are two representative objectives. In this section, we first review cross-entropy and unlikelihood training. We then provide an analysis of the cause of the text degeneration problem.

<sup>2</sup>Our source code, including data pre-processing scripts, our trained models, and an interactive Google Colab notebook, is available at <https://github.com/ShaojieJiang/CT-Loss>.

Loss	Relevant tokens		Irrelevant tokens	Contrast
	Positive	Negative		
Cross-entropy (CE)	Promote	Suppress	Suppress	Yes
Unlikelihood training (UL)	Promote	Suppress/Promote	Promote	No
Contrastive token (CT)	Promote	Suppress	Unchanged	Yes

Table 1: The influence comparison of different learning objectives over the positive (label), negative (incorrectly repeating), and irrelevant (all the others) tokens for the LMs.

## 2.1 Cross Entropy

A standard approach to training a LM is to minimize the expected cross-entropy loss between the true distribution and the model prediction [33]. Specifically, the cross-entropy loss for each time step  $t$  is defined as:

$$\mathcal{L}_{CE}^t = -\log p(x_t|x_{<t}) \quad (1)$$

$$= -\log \frac{\exp(h_t^T W_{x_t})}{\sum_{\hat{x}_t \in V} \exp(h_t^T W_{\hat{x}_t})} \quad (2)$$

$$= \log \left( 1 + \sum_{\hat{x}_t \in V, \hat{x}_t \neq x_t} \exp(h_t^T W_{\hat{x}_t} - h_t^T W_{x_t}) \right), \quad (3)$$

where  $h_t$  is the model hidden state at time  $t$ ,  $W$  is the embedding matrix, and  $W_{x_t}$  denotes the word embedding of token  $x_t$ . Through some simple transformations from Eq. (1)–(3), we can see that Eq. (3) is similar to the  $N$ -pair contrastive loss [28] for visual object recognition. In other words, cross-entropy effectively trains LMs to contrast the label tokens (positive examples)  $x_t$  with all the other non-label tokens (negative and irrelevant examples)  $\hat{x}_t \in V, \hat{x}_t \neq x_t$  in the whole vocabulary.

## 2.2 Unlikelihood Training

To address the repetition issue of cross-entropy, Welleck et al. [31] have proposed unlikelihood training to penalize the likelihood of negative tokens (UL-T). The unlikelihood loss for time step  $t$  is defined as:

$$\mathcal{L}_{UL}^t = - \sum_{x_t^- \in C^t} \log(1 - p(x_t^-|x_{<t})), \quad (4)$$

where  $C^t = \{x_1, \dots, x_{t-1}\} \setminus \{x_t\}$  is the set of negative tokens at time  $t$ , i.e., all previous context tokens. In this paper, we refer to this set of negative tokens as the *preceding tokens set*. As we will see in §2.3, UL-T does not work well as it can promote the probability of irrelevant tokens. Welleck et al. [31] have also proposed a more effective *sequence-level unlikelihood objective* (UL-S) that uses unlikelihood on decoded continuations during training time. We omit the details here as our proposed CT is more closely related to UL-T, but we do compare CT to UL-S in our experiments.

## 2.3 Discussion

The main difference between Eq. (3) and the  $N$ -pair contrastive loss is that, in Eq. (3), negative and irrelevant tokens are treated equally by cross-entropy.<sup>3</sup> These negative tokens need to be penalized harder than irrelevant tokens, otherwise, negative tokens may reappear in later time steps as repeated tokens. This explains why LMs trained by cross-entropy have high repetition rates.

Although UL-T penalizes negative tokens, it does not work well enough, and as can be seen from Table 1, the reasons are twofold. First, each negative token is not definitely penalized because it depends on the influence of other negative tokens, which can be seen from the gradient analysis of UL-T (Eq. (11) in Appendix D). Second, the formulation of UL-T unintentionally boosts the probability of other irrelevant tokens and may make them surface as repetitive tokens. We detail this analysis in §3.3.

<sup>3</sup>Albeit with different strengths, as seen in Eq. (10) in Appendix D.

### 3 Method

To address the issues discussed above and inherit the advantages of cross-entropy and unlikelihood training, in this section, we present a novel contrastive token learning (CT) objective for LMs. We first define the CT loss for each step. Then we introduce a positive and negative token selection strategy. Finally, we discuss the differences and connections of CT with respect to cross-entropy and unlikelihood training.

#### 3.1 Contrastive Token Learning

The key idea of CT is to promote positive (label) tokens in the ranking at each step, while lowering negative (incorrectly repeating) tokens, and leave other irrelevant tokens untouched. To this end, we formulate the CT loss for step  $t$  as:

$$\mathcal{L}_{CT}^t = \log \left( 1 + \sum_{x_t^- \in S_N^t} \exp(h_t^T W_{x_t^-} - h_t^T W_{x_t}) \right), \quad (5)$$

where  $S_N^t$  is the negative token set and  $x_t$  is the positive token (i.e., label token) at time  $t$ . We detail the token selection mechanism of  $S_N^t$  below.

During the training phase, we combine the CT loss with the cross-entropy loss for each time step as follows:

$$\mathcal{L}^t = \mathcal{L}_{CE}^t + \mathcal{L}_{CT}^t, \quad (6)$$

where  $\mathcal{L}_{CE}^t$  aims to promote label tokens, training models to assign the highest probabilities to such tokens. On the other hand,  $\mathcal{L}_{CT}^t$  focuses on contrasting positive tokens and negative tokens, so that the LMs can learn to effectively rank negative tokens lower than positive tokens.

#### 3.2 Negative Token Selection Strategy

Following [31], we use the *preceding tokens set* without requiring additional supervision as our negative tokens  $S_N^t$ . However, using all preceding tokens (as in [31]) may bring too much noise to the training process, especially for later time steps in a sequence. Hence, instead we propose to use the *preceding  $M$  tokens set* to decide the negative tokens, with  $M$  being a hyper-parameter. The set  $S_N^t$  is defined as:

$$S_N^t = \{x_{t-M}, \dots, x_{t-1}\} \setminus \{x_t\}. \quad (7)$$

Another difference with the *preceding tokens set* [31] is that,  $S_N^t$  is a *multiset* that does not remove redundant occurrences. Intuitively, minimizing the CT loss with this negative token set makes more frequently repeated tokens less likely.

#### 3.3 Gradient Analysis

To see how loss functions influence the positive, negative and irrelevant tokens during training, we derive the gradient functions of each loss function with respect to these tokens in Appendix D. Table 1 is an intuitive summary of the influences, from which one can observe that: (i) Cross-entropy trains to promote label tokens in rankings at each time-step, while suppressing all the other tokens including negative and irrelevant tokens. (ii) It cannot be decided for unlikelihood training whether the negative tokens are promoted or suppressed by the gradient function (cf. Eq. (11) in Appendix D, the valid region for the corresponding gradient function contains both positive and negative values), and positive and irrelevant tokens are promoted, both of which are problematic. (iii) With contrastive token learning, CT promotes positive tokens and suppress negative tokens, and it is the only objective that does not affect irrelevant tokens (cf. the gradient functions in Appendix D).

When using CT together with CE, as we do for our final loss function, negatives are suppressed both in CT and in CE, while irrelevant tokens are only suppressed in CE. Therefore, our CT objective is able to better restrain incorrectly repeated tokens.

## 4 Related Work

We review two lines of related work, i.e., neural text degeneration and contrastive learning.

**Neural text degeneration.** With large-scale pre-training, state-of-the-art neural LMs are able to generate human-like texts [1, 33]. However, they suffer from the *text degeneration problem*, where model-generated texts are dull and repetitive [7, 8, 31]. The text degeneration problem is especially serious with open-ended generation tasks, such as dialogue generation [10, 26] and language modeling [7, 31]. Some decoding approaches have been proposed to address this problem, by introducing randomness [5, 7] or disparity [26, 29] at inference time. Some other work suggests that the degeneration problem is caused by defects of the likelihood training objective, and improved training objectives have been proposed [9, 29, 31].

Our proposed contrastive token learning approach belongs to the training objective family. Compared to unlikelyhood training [31], we address the suppression of repetitive tokens by contrasting them with positive tokens.

**Contrastive learning.** In computer vision, contrastive learning has been widely employed to learn representations [2, 11, 28]. Noise-contrastive estimation [6] has proved successful for training word embeddings [18]. In recent years, contrastive learning has gained more attention in the area of natural language processing too. Most work builds contrasts at the sequence or document level by corrupting the ground truth sequence [3, 13, 16, 34] or mining positive/negative samples [19, 21].

Existing token-level contrastive learning frameworks contrast model representations from different positions [29, 36]. Differently, we contrast word embeddings while using the hidden representations as anchor points similar to the triplet contrastive loss [25]. Our formulation effectively contrasts logits output by the model for positive and negative tokens, thus it is more direct than unlikelyhood training with addressing the repetitive degeneration problem. To the best of our knowledge, our proposed contrastive token learning is the first to use token embeddings as positive/negative examples in a contrastive framework.

## 5 Experimental Setup

We compare CT with baseline approaches on the language modeling and open-domain dialogue generation task. Since our experimental results on the dialogue task show a similar pattern as on the language modeling task, we will focus on the language modeling task in the body of the paper and postpone the setup and analyses of the dialogue task to Appendix H.

**Baselines.** We consider several state-of-the-art baselines: (i) The vanilla cross-entropy (CE) objective; (ii) decoding-based methods: banning 3-grams [24], top- $k$  sampling [5], and nucleus sampling [7]; and (iii) learning-based methods: unlikelyhood training [31], SimCTG [29], and noise-contrastive estimation (NCE) [6].

**Implementation.** For the CE and decoding baselines, we use GPT-2 [22] implemented and pretrained using the CE objective by Hugging Face [32]. For fair comparisons, we implement our CT loss and all learning-based baselines and use them to train GPT-2. Specifically, for unlikelyhood training, we implemented both the token-level (UL-T) and the sequence-level (UL-S) variants, according to the official source code [31]. We also compare to two versions of SimCTG, one with the training objective only, and one with the *contrastive search* [29] decoding strategy (SimCTG-CS). For SimCTG, we only compare to its contrastive objective. Similar to CT, we adapted NCE to the token-level (detailed in Appendix C). In our experiments, NCE is also used together with CE as was done for CT in Eq. (6).

**Dataset, training and inference details.** At training time, we fine-tune GPT-2 small on the widely-used Wikitext-103 dataset [17] with each learning-based approach (including the CE baseline) for 50K steps with 3K warm-up steps. As suggested in [31], for sequence-level unlikelyhood training, we first fine-tune the language model using UL-T for 48.5K steps, and then switch to the UL-S objective for another 1.5K steps, resulting in UL-TS. Best model checkpoints for each task are selected according to the lowest validation CE loss with an evaluation interval of 1K training steps. We use trunks of 512 tokens, and a training batch size of 4. All models are trained using the Adam optimizer [12] with a learning rate of  $1e-5$ . For UL-TS, we had to use a smaller learning rate of

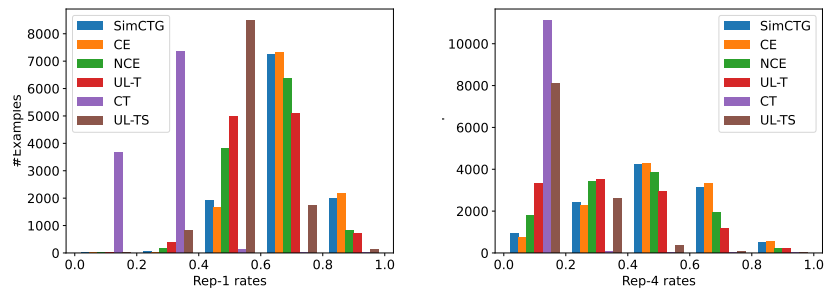


Figure 2: Histograms for  $\text{rep-1}$  (left) and  $\text{rep-4}$  (right) rates of each method, on the Wikitext-103 test set.

1e-6, otherwise the generated texts contain massive ungrammatical repetitions (continuous token repetitions, as can be seen in Table 5 of Appendix E).

At inference time, we compare the performance of each approach to text degeneration using both greedy search and beam search. We use  $k = 50$  for top- $k$  sampling, and  $p = 0.9$  for deciding the sampling pool of the nucleus method. We follow Welleck et al. [31] to use 50 tokens as the input prefix and let the model generate 100 tokens as a continuation.

**Evaluation metrics.** We measure the perplexity ( $\text{ppl}$ ) of different approaches. For measuring the generative repetition, we follow Welleck et al. [31] to use 1-gram to 4-gram repetition rates ( $\text{rep-1} - \text{rep-4}$ ), which are defined as the number of repeated  $n$ -grams divided by the total number of generated  $n$ -grams in each sequence, micro-averaged over the whole dataset. We also report the generation diversity at the dataset level, which is measured by distinct 1-gram rates ( $\text{dist-1}$ ) [14] and unique 1-gram counts ( $\text{uniq-1}$ ).

**Human evaluation.** We adopt human evaluation for measuring the quality of model generated texts. We randomly select 100 prefixes from the test set of Wikitext-103, and compare the continuations generated using CT with those by the best-performing baselines according to the automatic evaluation results. Since it does not make much sense to compare continuations with either side having excessive repetitions, we filter out such pairs using a threshold of  $\text{rep-4} \leq 0.05$  to make the comparisons more competitive. Then we display the prefix and two continuations from different systems (side-by-side, in a random order) to three crowd workers and ask them to select the winner in terms of repetition, coherence, fluency and overall quality. Ties are allowed for all aspects. We use majority voting to decide the final winner. Details about our question form design can be found in Appendix F.

## 6 Evaluation Results

We conduct extensive experiments to demonstrate the advantages of our proposed CT. In this section, we discuss how CT compares to SOTA methods under both the automatic and human evaluations as well as showing some visualization analysis on its generation probability.

### 6.1 Baseline Comparison

The performance comparisons between our CT and the baselines on the language modeling task are shown in Table 2. We use a sequence length of 150 tokens and  $M = 60$  as the negative window size for CT. Justifications for such hyper-parameter selections can be found in Appendix E.2. For models, the repetition and diversity results are calculated on model-generated continuations of 100 tokens, using 50 tokens of human-created text as the prefix. For the human performance, we calculate the metrics on trunks of 100 tokens for a fair comparison. The  $\text{ppl}$  metric is for 512-token sequences to comply with the training sequence length. To be comparable to existing work [29, 31], we also report  $\text{ppl-s}$  for short sequences of 50 tokens.

**CT compared to learning-based approaches.** One can observe that CT performs the best and even outperforms human according to  $\text{rep-}^*$  rates and unique token counts ( $\text{uniq-1}$ ) when using greedy search. However, the repetition problem is still *not* yet solved, because when looking at specific cases, models trained by CT still occasionally generate texts with excessive repetitions, though being

		ppl↓	ppl-s↓	search	rep-1↓	rep-2↓	rep-3↓	rep-4↓	dist-1↑	uniq-1↑
	GPT-2	18.01	25.95	greedy beam	71.03 77.02	60.12 69.70	54.77 65.49	50.93 61.69	1.15 1.12	12787 12545
<i>decoding-based</i>	3-gram ban	18.01	25.95	greedy beam	50.09 40.91	18.31 10.40	$0.00^{\ddagger}$ $0.00^{\ddagger}$	$0.00^{\ddagger}$ $0.00^{\ddagger}$	1.52 1.35	16940 15114
	Top- $k$	18.01	25.95	greedy beam	<b>34.80</b> 73.47	<b>9.38</b> 64.38	<b>3.86</b> 59.31	<b>1.73</b> 54.88	<b>2.23</b> 1.19	<b>24840</b> 13280
	Nucleus	18.01	25.95	greedy beam	38.41 74.28	12.10 65.70	5.50 60.86	2.78 56.58	2.06 1.17	23038 13004
	SimCTG-CS	<b>18.12</b>	<b>26.10</b>	greedy beam <sup>†</sup>	70.23 <b>31.93</b>	58.92 <b>6.52</b>	53.44 <b>2.23</b>	49.54 <b>0.94</b>	1.17 <b>1.77</b>	13005 <b>19746</b>
	SimCTG	<b>18.12</b>	<b>26.10</b>	greedy beam	70.23 75.87	58.92 68.02	53.44 63.54	49.54 59.52	1.17 1.15	13005 12835
<i>learning-based</i>	NCE	18.60	32.88	greedy beam	57.23 56.02	41.59 40.99	35.50 34.73	31.75 30.48	1.32 1.28	14774 14322
	UL-T	18.93	26.63	greedy beam	60.91 67.39	45.15 55.95	38.31 49.85	33.90 44.78	1.26 1.15	14071 12874
	UL-TS	18.88	27.41	greedy beam	51.98 45.81	29.17 23.96	19.71 15.60	14.42 10.41	1.29 1.27	14378 14141
	CT	18.72	64.01	greedy beam	<b>22.09</b> <b>27.18</b>	<b>4.02</b> <b>9.71</b>	<b>1.49</b> <b>5.73</b>	<b>0.80</b> <b>3.77</b>	<b>2.05</b> <b>1.68</b>	<b>22832</b> <b>18697</b>
	Human	–	–	–	29.92	7.25	2.81	1.14	3.41	19034

Table 2: Results on the test set of Wikitext-103 for the language modeling task.  $\uparrow/\downarrow$  arrows denote whether higher or lower is better for a metric. The best result for either type of approach (decoding-based vs. learning-based) under each metric is highlighted in **bold face**.  $^{\ddagger}$  Does not count as the best.  $^{\dagger}$  For this experiment, we use a beam size of 5 as suggested in its original paper [29].

much rarer than baseline methods. To see how each method performs at every repetition level, we group the `rep-1` and `rep-4` rates of model-generated texts in to 5 bins, and plot their histograms in Figure 2, from which we can see that CT generates substantially less degenerated continuations (with `rep-1`  $\geq 0.4$  and `rep-4`  $\geq 0.2$ ). For UL-TS, we were able to achieve lower repetition rates with a larger learning rate of  $1e-5$  during training. However, the trained LM often generates ungrammatical repetitions. This problem does not exist with CT when trained with a learning rate as large as  $1e-4$ . The comparisons are shown in Table 5 in Appendix E, and in §6.3 we show that this is caused by UL-TS being uncertain about its predictions in later time steps.

The diversity improvements brought by CT are the largest among all learning-based methods, especially when using greedy search. CT increases the second highest `uniq-1` count by 55% (NCE). When comparing NCE and UL-T, one can see that utilizing the contrast between positive and negative tokens works better than solely penalizing negative tokens. The primary difference between CT and NCE is that the positive and negative tokens of CT *interact* with each other, while those of NCE do not (Table 1, more details in Appendix D). This explains the lower `rep-*` rates and higher diversity of CT, which also concurs with the observation made by Sohn [28] that interactive contrastive losses work better than non-interactive ones.

The `ppl` increase brought by CT is minor, with 0.71 points. When calculated on short sequences, due to the length mismatch of training and test sequences, `ppl-s` scores are higher than `ppl` for all approaches. Among all approaches, contrastive objectives (NCE and CT) have larger `ppl-s` increases than other methods. Although CT has the highest increase on `ppl-s`, our case study (Table 4) shows that the generation quality of CT is not harmed, but on the contrary is improved due to the lower repetition and higher diversity of generated texts.

**CT compared to decoding-based approaches.** Although CT is a learning-based method, we still compare it against decoding approaches for a more comprehensive understanding of its performance. When greedy search is used, CT outperforms the best decoding method (Top- $k$ ) in terms of `rep-*` rates, which again proves the effectiveness of contrastive learning. When using beam search, all

Comparison	Overall		Repetition		Coherence		Fluency	
	Win	Lose	Win	Lose	Win	Lose	Win	Lose
CT vs Top- $k$	58*	36	40*	23	56*	36	45	36
CT vs SimCTG-CS	55*	35	46*	18	52	36	54*	28
CT vs UL-TS	48	43	43	28	39	45	47	38
CT vs Human	27	67*	30	35	23	67*	27	57*

Table 3: Win/lose/tie rates (%) of CT compared to baselines under human evaluations. For a competitive comparison, we filtered out highly repetitive examples of either model in the pair. \* indicates statistical significance as determined with a sign test ( $p < 0.05$ ).

but SimCTG-CS perform significantly worse than CT, both in terms of repetition rates and diversity. SimCTG-CS is effective at reducing repetition as it explicitly require a disparity among different time steps at inference time. This can harm the generation quality, especially the coherence and fluency, as we see in §6.2. It is also note that SimCTG-CS only works together with its SimCTG training objective and with beam search [29]. In summary, one can see that the repetition problem can be better addressed from the model learning perspective, in which case a vanilla greedy decoding strategy suffices.

## 6.2 Human evaluation

Human evaluation results are shown in Table 3. Regarding the overall quality, CT performs significantly better than Top- $k$  and SimCTG-CS, two decoding based approaches. Instead of purely learning generation policies from data, decoding approaches exert heuristics at inference time, which may prevent the language model from performing naturally. This explains the worse performance of decoding approaches on coherence and fluency. CT performs generally better than UL-TS except on coherence, but non of these differences are statistically significant. This suggests that CT has a similar generation quality as UL-TS on low-repetitive examples, but CT has much lower repetition rates as reported in Table 2. This result is expected, as both CT and UL-TS are learning-based approaches for training data-driven models, and on normal cases such as low-repetitive generations, they should perform similar. Whereas compared to human, it appears that there is still a large margin for machine learning models to have a comparable performance on the language modeling task. Although CT performs on par with human regarding repetition, its generations are far less coherent and fluent than those of humans. This may be mitigated by using larger models such as GPT-2 large or GPT-3. However, we could not perform such experiments due to a lack of computational resources.

## 6.3 Visualization Analysis of the Generation Probability

We also conduct analyses to understand the predicted probability of model-generated tokens at inference time. As shown in Figure 3, diagonal cells represent the probability of generated tokens at the corresponding time steps; off-diagonal cells represent the probability of context tokens. The plots are averaged over 10 random instances from the test set of Wikitext-103.

We have the following key observations from Figure 3: (i) The heat map of CT shows a high variance in the diagonal, meaning that the model becomes certain and uncertain from time to time. As noted by Holtzman et al. [7], human-created texts also show such a pattern when fed through pretrained language models. (ii) In comparison, the heat map for CE shows clear stripes, which stand for excessive repetition of context n-grams. Besides, the diagonal cells are increasingly darker from top to bottom, revealing that the language model is becoming more and more certain about its later predictions, and it seems to positively correlate with the heavier repetition in the later halves of sequences. (iii) Contrary to CE, the heat map for UL-TS is almost white at the lower and the right parts of the heat map, indicating the language model is uncertain about any prediction in later stages, and the generated tokens just win marginally over other candidates. This is expected, since UL-TS penalizes repetitions unilaterally, and repetitions are more common in the later half of a model-generated sequence. Even though UL-TS is able to effectively reduce repetition rates, its heat map shows that the language model trained by UL-TS may be subject to frequent grammatical errors, as can be seen in Appendix E, Table 5.



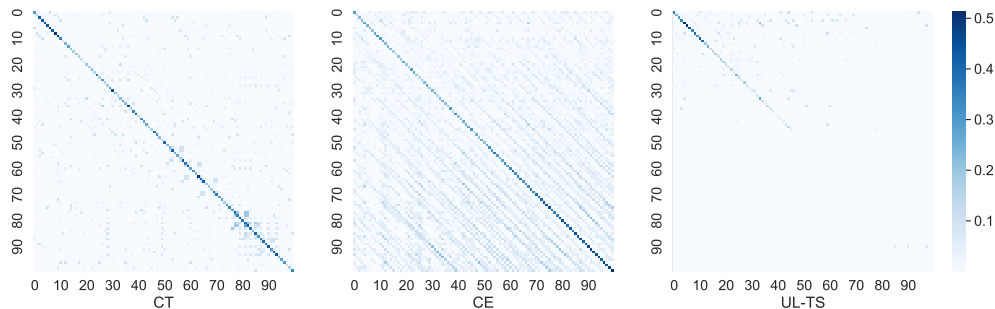


Figure 3: Heat maps for the generation probability of CT, CE and, UL-TS, at inference time. Row and column labels represent model-generated tokens at each time step, and the saturation of each cell represents the corresponding probability of each token. Please refer to §6.3 for a more detailed description. Heat maps for NCE, UL-T and SimCTG look similar to that of CE, and can be found in Appendix E, Figure 4.

		rep-1
Prefix	the American lobster, <i>H. americanus</i> . It may grow to a length of 60 cm ( 24 in ) and a mass of 6 kilograms ( 13 lb ), and bears a conspicuous pair of claws. In life, the lobsters are blue,	
UL-TS	with a white spot on the underside. The eggs are laid in a single, white sac, and hatch in the spring. The adult is about 1 @.5 – 2 cm ( 0 @. @ 8 – 1 @. @ 9 in ) long, and weighs about 1 @.5 – 2 @. @ 5 kg ( 2 @.5 – 3 @. @ 8 lb ). The eggs are laid in a single, white @ brownish @ brown shell, with a white margin	0.55
CT	yellow, or greenish @-@ brown with short pointed teeth. The male lays eggs on top of the female’s abdomen, which are incubated by means of tubes attached to the skin. After three weeks, the eggs hatch into adult males. == Taxonomy == The genus <i>H. americanus</i> has been described by several authors since its discovery in 1887. Most notably John Browning ( 1827 – 1901 ), who wrote about it in his book <i>On Lobsters</i>	0.18
Prefix	He married around 752, and by 757 the couple had had five children — three sons and two daughters — but one of the sons died in infancy in 755. From 754 he	
UL-TS	was a prominent vicar in the Church of England, and in 758 <b>he was appointed vicar of St John’s</b> , and in 759 <b>he was appointed vicar of the Church of Scotland</b> . He died in 761, and was succeeded by his son, John, who died in 762. == Early life == John was born <b>in the parish of St John’s, in the parish of St John’s, in the parish of St John’s</b> parish, <sup>4</sup>	0.61
CT	continued to live at St. John’s Church, near Bath, where he received instruction from William de Montfort on how to build a dam for irrigation purposes. The first mention of this work came in 757 when it was discovered that a large portion of the earth beneath the riverbed had been washed away by floods caused by wind gusts. This led to speculation that it might be connected to the Norman invasion of England. In 758, however, Henry VIII granted permission for construction of a	0.21

Table 4: Continuations generated using UL-TS have heavier repetition than those generated using CT. Greedy search is used.

## 6.4 Case study

To intuitively see how well CT performs, we selected some example generations of CT, and compare them with those generated using UL-TS in Table 4. More often than not, continuations generated by CT are less repetitive and make more sense than those generated by UL-TS. The reason for the poor quality of UL-TS is because sequence-level unlikelihood training penalizes repeated 4-grams generated by LMs, making LMs uncertain about their predictions as suggested in Figure 3.

## 7 Conclusion and Discussion

In this paper we studied the neural text degeneration problem. By integrating the best of cross-entropy and unlikelihood training objectives, we obtain a simple and effective contrastive token learning (CT) framework. The main novelty of this work is adapting contrastive learning to the token level of autoregressive language model training. As far as we are aware, our work is the first to use model hidden states as the anchor points and tokens as the positive and negative examples to formulate the contrastive loss. By contrasting the preceding  $M$  tokens at a training step with the label token, LMs learn to not repeat such tokens, thus alleviating the repetition problem. Although the idea of negative tokens is similar to UL, our formulation of contrastive objective is more effective and safer to use.

<sup>4</sup>Additional repeated tokens are omitted.

Experiments on the open-ended text generation and open-domain dialogue generation tasks show that CT beats UL-TS, the previous state-of-the-art approach to tackling the repetitive text degeneration problem. CT not only achieves the lowest repetition rates and the highest generation diversity, but the texts generated by CT also have a higher quality than those by baseline approaches.

We performed experiments on fine-tuning LMs for reducing their repetition rates, which can be beneficial for related tasks such as abstractive summarization, machine translation, and image captioning. Our experiments show that CT can be safely integrated when training a language model from scratch, which can be helpful for future pre-training of large language models. In this work, we used CT with decoder-only (GPT2) and encoder-decoder (BlenderBot) language models, but we note that CT can also be used with encoder language models (e.g., BERT [30]) to potentially improve the model performance such as prediction accuracy. The repetitive degeneration problem is still not fully solved as occasional phrase repetitions remain in the generated texts. We leave these research directions as future work.

## Acknowledgments

This research was supported by the China Scholarship Council. We thank Maurits Bleeker, Thilina Rajapakse, Jin Huang, and many other colleagues in IRLab Amsterdam for constructive discussions, providing feedback, and many other forms of help with this paper. Thanks to Maartje ter Hoeve and Mohammad Aliannejadi for help with the MTurk task design.

## References

- [1] Tom B. Brown, Benjamin Mann, Nick Ryder, Melanie Subbiah, Jared Kaplan, Prafulla Dhariwal, Arvind Neelakantan, Pranav Shyam, Girish Sastry, Amanda Askell, Sandhini Agarwal, Ariel Herbert-Voss, Gretchen Krueger, Tom Henighan, Rewon Child, Aditya Ramesh, Daniel M. Ziegler, Jeffrey Wu, Clemens Winter, Christopher Hesse, Mark Chen, Eric Sigler, Mateusz Litwin, Scott Gray, Benjamin Chess, Jack Clark, Christopher Berner, Sam McCandlish, Alec Radford, Ilya Sutskever, and Dario Amodei. 2020. Language models are few-shot learners. In *Advances in Neural Information Processing Systems 33: Annual Conference on Neural Information Processing Systems 2020, NeurIPS 2020, December 6-12, 2020, virtual*.
- [2] Ting Chen, Simon Kornblith, Mohammad Norouzi, and Geoffrey E. Hinton. 2020. A simple framework for contrastive learning of visual representations. In *Proceedings of the 37th International Conference on Machine Learning, ICML 2020, 13-18 July 2020, Virtual Event*, volume 119 of *Proceedings of Machine Learning Research*, pages 1597–1607. PMLR.
- [3] Kevin Clark, Minh-Thang Luong, Quoc V. Le, and Christopher D. Manning. 2020. ELECTRA: pre-training text encoders as discriminators rather than generators. In *8th International Conference on Learning Representations, ICLR 2020, Addis Ababa, Ethiopia, April 26-30, 2020*. OpenReview.net.
- [4] Emily Dinan, Stephen Roller, Kurt Shuster, Angela Fan, Michael Auli, and Jason Weston. 2019. Wizard of wikipedia: Knowledge-powered conversational agents. In *7th International Conference on Learning Representations, ICLR 2019, New Orleans, LA, USA, May 6-9, 2019*. OpenReview.net.
- [5] Angela Fan, Mike Lewis, and Yann Dauphin. 2018. Hierarchical neural story generation. In *ACL*, pages 889–898.
- [6] Michael Gutmann and Aapo Hyvärinen. 2010. Noise-contrastive estimation: A new estimation principle for unnormalized statistical models. In *Proceedings of the thirteenth international conference on artificial intelligence and statistics*, pages 297–304. JMLR Workshop and Conference Proceedings.
- [7] Ari Holtzman, Jan Buys, Li Du, Maxwell Forbes, and Yejin Choi. 2020. The curious case of neural text degeneration. In *8th International Conference on Learning Representations, ICLR 2020, Addis Ababa, Ethiopia, April 26-30, 2020*. OpenReview.net.

- [8] Shaojie Jiang and Maarten de Rijke. 2018. Why are sequence-to-sequence models so dull? understanding the low-diversity problem of chatbots. In *Proceedings of the 2018 EMNLP Workshop SCAI: The 2nd International Workshop on Search-Oriented Conversational AI*. ACL.
- [9] Shaojie Jiang, Pengjie Ren, Christof Monz, and Maarten de Rijke. 2019. Improving neural response diversity with frequency-aware cross-entropy loss. In *The Web Conference 2019*, pages 2879–2885. ACM.
- [10] Shaojie Jiang, Thomas Wolf, Christof Monz, and Maarten de Rijke. 2020. TLDR: token loss dynamic reweighting for reducing repetitive utterance generation. *CoRR*, abs/2003.11963.
- [11] Prannay Khosla, Piotr Teterwak, Chen Wang, Aaron Sarna, Yonglong Tian, Phillip Isola, Aaron Maschiot, Ce Liu, and Dilip Krishnan. 2020. Supervised contrastive learning. In *Advances in Neural Information Processing Systems 33: Annual Conference on Neural Information Processing Systems 2020, NeurIPS 2020, December 6-12, 2020, virtual*.
- [12] Diederik P Kingma and Jimmy Ba. 2014. Adam: A method for stochastic optimization. In *Proceedings of the 3rd International Conference on Learning Representations (ICLR)*.
- [13] Seanie Lee, Dong Bok Lee, and Sung Ju Hwang. 2021. Contrastive learning with adversarial perturbations for conditional text generation. In *9th International Conference on Learning Representations, ICLR 2021, Virtual Event, Austria, May 3-7, 2021*. OpenReview.net.
- [14] Jiwei Li, Michel Galley, Chris Brockett, Jianfeng Gao, and Bill Dolan. 2016. A diversity-promoting objective function for neural conversation models. In *Proceedings of the 2016 Conference of the North American Chapter of the Association for Computational Linguistics: Human Language Technologies*, pages 110–119.
- [15] Yanran Li, Hui Su, Xiaoyu Shen, Wenjie Li, Ziqiang Cao, and Shuzi Niu. 2017. Dailydialog: A manually labelled multi-turn dialogue dataset. In *Proceedings of the Eighth International Joint Conference on Natural Language Processing, IJCNLP 2017, Taipei, Taiwan, November 27 - December 1, 2017 - Volume 1: Long Papers*, pages 986–995. Asian Federation of Natural Language Processing.
- [16] Yu Meng, Chenyan Xiong, Payal Bajaj, Saurabh Tiwary, Paul Bennett, Jiawei Han, and Xia Song. 2021. COCO-LM: correcting and contrasting text sequences for language model pretraining. *Advances in Neural Information Processing Systems*, abs/2102.08473.
- [17] Stephen Merity, Caiming Xiong, James Bradbury, and Richard Socher. 2017. Pointer sentinel mixture models. In *5th International Conference on Learning Representations, ICLR 2017, Toulon, France, April 24-26, 2017, Conference Track Proceedings*. OpenReview.net.
- [18] Tomas Mikolov, Kai Chen, Greg Corrado, and Jeffrey Dean. 2013. Efficient estimation of word representations in vector space. In *1st International Conference on Learning Representations, ICLR 2013, Scottsdale, Arizona, USA, May 2-4, 2013, Workshop Track Proceedings*.
- [19] Thong Nguyen and Anh Tuan Luu. 2021. Contrastive learning for neural topic model. *CoRR*, abs/2110.12764.
- [20] Long Ouyang, Jeff Wu, Xu Jiang, Diogo Almeida, Carroll L Wainwright, Pamela Mishkin, Chong Zhang, Sandhini Agarwal, Katarina Slama, Alex Ray, et al. 2022. Training language models to follow instructions with human feedback. *arXiv preprint arXiv:2203.02155*.
- [21] Xiao Pan, Mingxuan Wang, Liwei Wu, and Lei Li. 2021. Contrastive learning for many-to-many multilingual neural machine translation. In *Proceedings of the 59th Annual Meeting of the Association for Computational Linguistics and the 11th International Joint Conference on Natural Language Processing, ACL/IJCNLP 2021, (Volume 1: Long Papers), Virtual Event, August 1-6, 2021*, pages 244–258. Association for Computational Linguistics.
- [22] Alec Radford, Jeffrey Wu, Rewon Child, David Luan, Dario Amodei, and Ilya Sutskever. 2019. Language models are unsupervised multitask learners.

- [23] Hannah Rashkin, Eric Michael Smith, Margaret Li, and Y-Lan Boureau. 2019. Towards empathetic open-domain conversation models: A new benchmark and dataset. In *Proceedings of the 57th Conference of the Association for Computational Linguistics, ACL 2019, Florence, Italy, July 28- August 2, 2019, Volume 1: Long Papers*, pages 5370–5381. Association for Computational Linguistics.
- [24] Stephen Roller, Emily Dinan, Naman Goyal, Da Ju, Mary Williamson, Yinhan Liu, Jing Xu, Myle Ott, Eric Michael Smith, Y-Lan Boureau, and Jason Weston. 2021. Recipes for building an open-domain chatbot. In *Proceedings of the 16th Conference of the European Chapter of the Association for Computational Linguistics: Main Volume, EACL 2021, Online, April 19 - 23, 2021*, pages 300–325. Association for Computational Linguistics.
- [25] Florian Schroff, Dmitry Kalenichenko, and James Philbin. 2015. Facenet: A unified embedding for face recognition and clustering. In *IEEE Conference on Computer Vision and Pattern Recognition, CVPR 2015, Boston, MA, USA, June 7-12, 2015*, pages 815–823. IEEE Computer Society.
- [26] Abigail See, Stephen Roller, Douwe Kiela, and Jason Weston. 2019. What makes a good conversation? how controllable attributes affect human judgments. In *Proceedings of the 2019 Conference of the North American Chapter of the Association for Computational Linguistics: Human Language Technologies, NAACL-HLT 2019, Minneapolis, MN, USA, June 2-7, 2019, Volume 1 (Long and Short Papers)*, pages 1702–1723. Association for Computational Linguistics.
- [27] Eric Michael Smith, Mary Williamson, Kurt Shuster, Jason Weston, and Y-Lan Boureau. 2020. Can you put it all together: Evaluating conversational agents’ ability to blend skills. In *Proceedings of the 58th Annual Meeting of the Association for Computational Linguistics, ACL 2020, Online, July 5-10, 2020*, pages 2021–2030. Association for Computational Linguistics.
- [28] Kihyuk Sohn. 2016. Improved deep metric learning with multi-class n-pair loss objective. In *Advances in Neural Information Processing Systems 29: Annual Conference on Neural Information Processing Systems 2016, December 5-10, 2016, Barcelona, Spain*, pages 1849–1857.
- [29] Yixuan Su, Tian Lan, Yan Wang, Dani Yogatama, Lingpeng Kong, and Nigel Collier. 2022. A contrastive framework for neural text generation. *CoRR*, abs/2202.06417.
- [30] Ashish Vaswani, Noam Shazeer, Niki Parmar, Jakob Uszkoreit, Llion Jones, Aidan N Gomez, Łukasz Kaiser, and Illia Polosukhin. 2017. Attention is all you need. In *NeurIPS*, pages 6000–6010.
- [31] Sean Welleck, Ilya Kulikov, Stephen Roller, Emily Dinan, Kyunghyun Cho, and Jason Weston. 2020. Neural text generation with unlikelihood training. In *8th International Conference on Learning Representations, ICLR 2020, Addis Ababa, Ethiopia, April 26-30, 2020*. OpenReview.net.
- [32] Thomas Wolf, Lysandre Debut, Victor Sanh, Julien Chaumond, Clement Delangue, Anthony Moi, Pierric Cistac, Tim Rault, Rémi Louf, Morgan Funtowicz, Joe Davison, Sam Shleifer, Patrick von Platen, Clara Ma, Yacine Jernite, Julien Plu, Canwen Xu, Teven Le Scao, Sylvain Gugger, Mariama Drame, Quentin Lhoest, and Alexander M. Rush. 2020. Transformers: State-of-the-art natural language processing. In *Proceedings of the 2020 Conference on Empirical Methods in Natural Language Processing: System Demonstrations, EMNLP 2020 - Demos, Online, November 16-20, 2020*, pages 38–45. Association for Computational Linguistics.
- [33] Zhilin Yang, Zihang Dai, Yiming Yang, Jaime G. Carbonell, Ruslan Salakhutdinov, and Quoc V. Le. 2019. Xlnet: Generalized autoregressive pretraining for language understanding. In *Advances in Neural Information Processing Systems 32: Annual Conference on Neural Information Processing Systems 2019, NeurIPS 2019, December 8-14, 2019, Vancouver, BC, Canada*, pages 5754–5764.
- [34] Zonghan Yang, Yong Cheng, Yang Liu, and Maosong Sun. 2019. Reducing word omission errors in neural machine translation: A contrastive learning approach. In *Proceedings of the 57th*

*Conference of the Association for Computational Linguistics, ACL 2019, Florence, Italy, July 28- August 2, 2019, Volume 1: Long Papers*, pages 6191–6196. Association for Computational Linguistics.

- [35] Saizheng Zhang, Emily Dinan, Jack Urbanek, Arthur Szlam, Douwe Kiela, and Jason Weston. 2018. Personalizing dialogue agents: I have a dog, do you have pets too? In *Proceedings of the 56th Annual Meeting of the Association for Computational Linguistics, ACL 2018, Melbourne, Australia, July 15-20, 2018, Volume 1: Long Papers*, pages 2204–2213. Association for Computational Linguistics.
- [36] Tong Zhang, Wei Ye, Baosong Yang, Long Zhang, Xingzhang Ren, Dayiheng Liu, Jinan Sun, Shikun Zhang, Haibo Zhang, and Wen Zhao. 2021. Frequency-aware contrastive learning for neural machine translation. *CoRR*, abs/2112.14484.

## A Ethical Considerations

In this work, we used publicly available English data to train/validate/test models. As far as we know, the curators of these datasets have taken ethical issues into consideration when creating the datasets. We manually checked some generated texts of the language models trained by CT and did not observe any noticeable traces of concern, such as offensive and malevolent language. We share our source code and trained model weights to support its correct use. However, we warn that generative language models should always be used with caution since the generated texts are usually novel and unexpected wordings may appear occasionally. To make sure the human workers involved in the data labeling efforts, as part of the human evaluation for this study, are fairly paid, we applied the minimum hourly rate of 10.48 euros, which converts to 11 dollars per hour.

## B Using CT in Your Work

---

### Algorithm 1 Calculate contrastive token loss

---

**Input:** Labels  $X = (x_1, x_2, \dots, x_{|X|})$ , time  $t$ , negative window size  $M$ , logits  $Z_t$  of time  $t$

**Output:** Contrastive token loss  $\mathcal{L}_{CT}^t$

- 1:  $S_N^t \leftarrow \text{SampleNegatives}(X, M, t)$  # according to Eq. (7)
  - 2:  $z_{x_t} \leftarrow \text{GatherLogits}(Z_t, x_t)$  # positive logits
  - 3:  $z_{S_N^t} \leftarrow \text{GatherLogits}(Z_t, S_N^t)$  # negative logits
  - 4:  $\mathcal{L}_{CT}^t \leftarrow \log \left( 1 + \sum_{x_t^- \in S_N^t} \exp(z_{x_t^-} - z_{x_t}) \right)$  # Eq. (5)
  - 5: **return**  $\mathcal{L}_{CT}^t$
- 

We summarize the steps for calculating  $\mathcal{L}_{CT}^t$  in Algorithm 1. You can use our CT objective when *pre-training* or *finetuning* your autoregressive language models, which takes only several lines of Python code, around where you calculate PyTorch’s CrossEntropyLoss. Simply use `pip install ct-loss` to install the required packages. Then you can use CT as follows:

```

1 import torch
2
3 # Suppose we already have the model output logits and labels (sequences
4 # of token indices). For example when the batch size is 10, sequence
5 # length is 50 and vocabulary size is 1000:
6 logits = torch.rand(10, 50, 1000)
7 labels = torch.randint(0, 999, (10, 50))
8
9 # This is how you normally use cross-entropy for a language model:
10 from torch.nn import CrossEntropyLoss
11 ce_criterion = CrossEntropyLoss()
12 ce_loss = ce_criterion(logits.view(-1, 1000), labels.view(-1))
13
14 # This is how you can use our contrastive token loss:
15 from ct.ct_loss import ContrastiveTokenLoss

```

```

16 ct_criterion = ContrastiveTokenLoss(pad_id=999) # we need pad tokens
    for masking out tokens in a sequence that should not be used as
    negative tokens
17 ct_loss = ct_criterion(logits, labels)
18
19 # In our paper, we use CE and CT together
20 loss = ce_loss + ct_loss

```

## C Noise-Contrastive Estimation for Autoregressive Language Models

We adapted NCE [6] to token-level:

$$\mathcal{L}_{NCE}^t = -\log \sigma(h_t^T W_{x_t}) - \frac{1}{|S_N^t|} \sum_{x_t^- \in S_N^t} \log \sigma(-h_t^T W_{x_t^-}), \quad (8)$$

where  $\sigma(\cdot)$  is the *sigmoid* function.

## D Gradient Functions

To see how loss functions influence the logits during training, we compare the gradient of each loss function. Writing  $z_{x_t} = h_t^T W_{x_t}$  for the logit of token  $x_t$ , the gradient function is calculated by  $\partial \mathcal{L}_* / \partial z_*$ , where  $\mathcal{L}_* \in \{L_{CE}, L_{UL}, L_{CT}\}$ , and  $z_* \in \{z_{x_t}, z_{\hat{x}_t}, z_{x_t^-}\}$ . For clarity, we further denote  $p(*|x_{<t})$  as  $p_*$ .

- Gradient functions of cross-entropy, w.r.t. label tokens  $x_t$ :

$$\begin{aligned} \frac{\partial \mathcal{L}_{CE}}{\partial z_{x_t}} &= -\frac{\sum_{\hat{x}_t \in V, \hat{x}_t \neq x_t} \exp(z_{\hat{x}_t} - z_{x_t})}{1 + \sum_{\hat{x}_t \in V, \hat{x}_t \neq x_t} \exp(z_{\hat{x}_t} - z_{x_t})} \\ &= -\frac{\sum_{\hat{x}_t \in V, \hat{x}_t \neq x_t} \exp(z_{\hat{x}_t})}{\exp(z_{x_t}) + \sum_{\hat{x}_t \in V, \hat{x}_t \neq x_t} \exp(z_{\hat{x}_t})} \\ &= -\sum_{\hat{x}_t \in V, \hat{x}_t \neq x_t} p_{\hat{x}_t} \\ &= p_{x_t} - 1 \\ &\leq 0, \end{aligned} \quad (9)$$

and non-label tokens  $\hat{x}_t$  (including negative tokens and irrelevant tokens):

$$\begin{aligned} \frac{\partial \mathcal{L}_{CE}}{\partial z_{\hat{x}_t}} &= \frac{\exp(z_{\hat{x}_t} - z_{x_t})}{1 + \sum_{\hat{x}_t \in V, \hat{x}_t \neq x_t} \exp(z_{\hat{x}_t} - z_{x_t})} \\ &= \frac{\exp(z_{\hat{x}_t})}{\exp(z_{x_t}) + \sum_{\hat{x}_t \in V, \hat{x}_t \neq x_t} \exp(z_{\hat{x}_t})} \\ &= p_{\hat{x}_t} \\ &\geq 0. \end{aligned} \quad (10)$$

- Gradient functions of unlikelihood training w.r.t. negative tokens  $x_t^-$ :

$$\begin{aligned}
\frac{\partial \mathcal{L}_{UL}}{\partial z_{x_t^-}} &= - \sum_{x_t^- \in C^t} \frac{\partial \log(1 - p_{x_t^-})}{\partial p_{x_t^-}} \frac{\partial p_{x_t^-}}{\partial z_{x_t^-}} \\
&= \sum_{x_t^- \in C^t} \frac{1}{1 - p_{x_t^-}} \frac{\partial p_{x_t^-}}{\partial z_{x_t^-}} \\
&= p_{x_t^-} - \sum_{x_t'^- \in C^t, x_t'^- \neq x_t^-} \frac{p_{x_t^-} p_{x_t'^-}}{1 - p_{x_t'^-}} \\
&= p_{x_t^-} \left( 1 - \sum_{x_t'^- \in C^t, x_t'^- \neq x_t^-} \frac{p_{x_t'^-}}{1 - p_{x_t'^-}} \right) \\
&\in (-\infty, p_{x_t^-}],
\end{aligned} \tag{11}$$

and other tokens  $\hat{x}_t$  (including label tokens and irrelevant tokens):

$$\begin{aligned}
\frac{\partial \mathcal{L}_{UL}}{\partial z_{\hat{x}_t}} &= - \sum_{x_t^- \in C^t} \frac{\partial \log(1 - p_{x_t^-})}{\partial p_{x_t^-}} \frac{\partial p_{x_t^-}}{\partial z_{\hat{x}_t}} \\
&= \sum_{x_t^- \in C^t} \frac{1}{1 - p_{x_t^-}} (-p_{x_t} p_{x_t^-}) \\
&= \sum_{x_t^- \in C^t} \frac{p_{x_t} p_{x_t^-}}{p_{x_t^-} - 1} \\
&\leq 0.
\end{aligned} \tag{12}$$

- Gradient functions of CT w.r.t. positive tokens  $x_t$ :

$$\begin{aligned}
\frac{\partial \mathcal{L}_{CT}}{\partial z_{x_t}} &= - \frac{\sum_{x_t^- \in S_N^t} \exp(z_{x_t^-} - z_{x_t})}{1 + \sum_{x_t^- \in S_N^t} \exp(z_{x_t^-} - z_{x_t})} \\
&= - \frac{\sum_{x_t^- \in S_N^t} p_{x_t^-} / p_{x_t}}{1 + \sum_{x_t^- \in S_N^t} p_{x_t^-} / p_{x_t}} \\
&\leq 0,
\end{aligned} \tag{13}$$

and negative tokens  $x_t^-$ :

$$\begin{aligned}
\frac{\partial \mathcal{L}_{CT}}{\partial z_{x_t^-}} &= \frac{\exp(z_{x_t^-} - z_{x_t})}{1 + \sum_{x_t'^- \in S_N^t} \exp(z_{x_t'^-} - z_{x_t})} \\
&= \frac{p_{x_t^-} / p_{x_t}}{1 + \sum_{x_t'^- \in S_N^t} p_{x_t'^-} / p_{x_t}} \\
&\geq 0.
\end{aligned} \tag{14}$$

Because all terms in Eq. (5) are independent with irrelevant tokens  $\hat{x}_t$ :

$$\frac{\partial \mathcal{L}_{CT}}{\partial z_{\hat{x}_t}} = 0. \tag{15}$$

- NCE with respect to label tokens  $x_t$ :

$$\begin{aligned}
\frac{\partial \mathcal{L}_{NCE}}{\partial z_{x_t}} &= -\sigma(z_{x_t})(1 - \sigma(z_{x_t})) \\
&\leq 0,
\end{aligned} \tag{16}$$

and negative tokens  $x_t^-$ :

$$\frac{\partial \mathcal{L}_{NCE}}{\partial z_{x_t^-}} = \sigma(-z_{x_t^-})(1 - \sigma(-z_{x_t^-})) \geq 0. \quad (17)$$

Same as CT, all terms in Eq. (8) are independent with irrelevant tokens  $\hat{x}_t$ :

$$\frac{\partial \mathcal{L}_{NCE}}{\partial z_{\hat{x}_t}} = 0. \quad (18)$$

## E Additional Results and Analysis for the Language Modeling Task

### E.1 Additional results

Figure 4 reveals that the heat maps for NCE, UL-T and SimCTG are similar to that of CE in Figure 3. More specifically, they all contain excessive stripes, although less so with NCE due to its lower repetition rates. Besides, they are also darker at the lower-right half of the diagonal cells, especially for NCE and SimCTG.

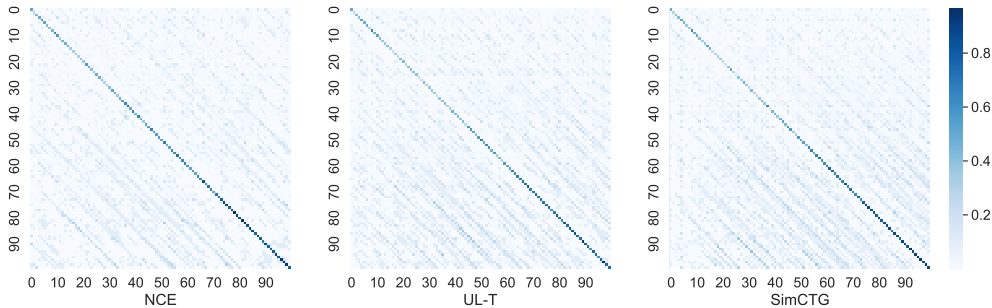


Figure 4: Heat maps for the generation probability of NCE, UL-T and SimCTG on the Wikitext-103 test set.

Table 5 showcases the *ungrammatical token repetition* problem of UL-TS when trained using a larger learning rate of  $1e-5$ .

### E.2 Breakdown Analysis

Beyond the overall performance analysis given above, we also provide a breakdown analysis for CT.

**Analysis of Sequence Length.** As mentioned earlier, when calculating the CT loss, we efficiently reuse the logits computed for CE. Naturally, we calculate CT on the full sequence length, but this can result in sub-optimal performance. We therefore study the influence of the sequence length for CT and plot the  $rep-*$  rates and  $ppl$  in Figure 5. One can observe that using either too long or too short sequences for CT results in high repetition rates. Especially with long sequences,  $ppl$  is hurt substantially. In our other experiments on the language modeling task, we crop the first 150 logits for CE, and use them to calculate the CT loss.

**Analysis of Negative Tokens Number.** Similarly, when selecting negative tokens, using all the preceding tokens is not the best option. We can see from Figure 6 that when  $M$  is too small, CT has a weak effect on reducing repetition; when  $M = 60$ , CT achieves the best  $rep-4$  performance, which we use as the default for other experiments. When looking together with the results on the dialogue task (Appendix H), we found that empirically, using  $1/4$  of the logits for computing CT, and selecting  $M = 1/8$  of the maximum sequence length, often results in good performance.

## F Human Evaluation Design

Figure 7 is a screen shot of our design of question form. We instructed the crowd workers to first read the excerpt (prefix to LMs) and the generated continuations, and then to compare their quality



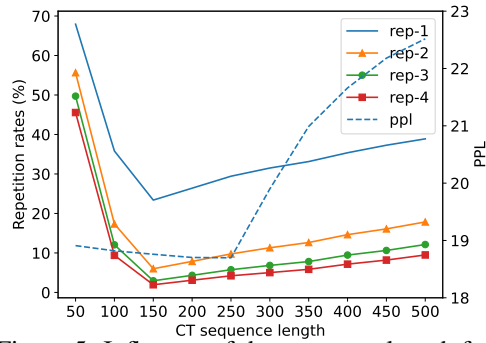


Figure 5: Influence of the sequence length for CT loss on the language modeling task.

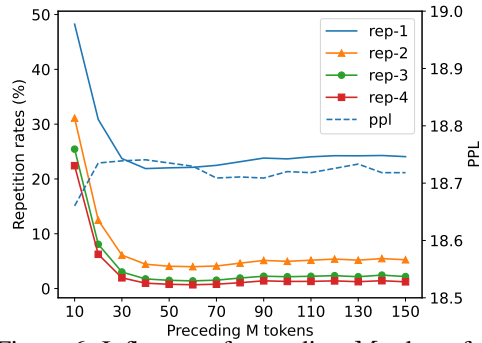


Figure 6: Influence of preceding  $M$  tokens for CT loss on the language modeling task.

**Excerpt**

... be a monophyletic group, and sister to the clade containing Allagoptera, Polyandrococos, Parajubaea, Butia and Jubaea. Disagreement exists as to whether Attalea should be considered

**Continuation 1**

a single genus, or a group of related genera. In their 1996 Field Guide to the Palms of the Americas, Andrew Henderson, Gloria Galeano and Rodrigo Bernal combined all the species in the subtribe Attaleinae ( as it was then defined ) into a single genus, Attalea. In his 1999 Taxonomic Treatment of Palm Subtribe Attaleinae, American botanist Sidney F. Glassman divided the group into five genera — a more narrowly defined ...

**Continuation 2**

a separate species from its closest relatives. The current definition of " Naturalist " refers to those who believe that plants are inherently beautiful and thus deserving of protection from predators, whereas others consider them merely decorative objects. In contrast, some authors have argued that Attalea's ability to reproduce naturally is due to its unique genetic makeup. = = Description = = The fruit bodies are cylindrical with a width of about 2 @. @ 5 cm ( 1 @. @ 8 in ...

Which continuation is **less repetitive**:  
 Continuation 1    Continuation 2    Not sure

Which continuation is **more fluent**:  
 Continuation 1    Continuation 2    Not sure

Which continuation is **more coherent**:  
 Continuation 1    Continuation 2    Not sure

**In all**, which continuation do you think is better:  
 Continuation 1    Continuation 2    Not sure

Please justify your answers:

**Submit**

Figure 7: Our MTurk question form design for the human evaluation on the language modeling task.

		rep-1
UL-TS	of about 1 @.@ 5 kg ( 3 lb ). The species is most commonly found in the northern Atlantic, and is not prone to disease by eating crustaceans that are larger than the skin of the mouth cap blackfish bedsheet moult white bedt sun bedt diligenter ( CIT @- v0 @ pP360 m holst lang adj head highg nest diligenter <b>diligid diligid diligE</b> high sleep lang <b>blind blind blind</b> Crosscloth chin g1 m	0.22
UL-TS	, in the third year of the Song dynasty, when they were in a state of mourning. The poet's wife was killed + ( n + d n dawning in the heartst pester met war ral light eyes peace en blind trism open gold t pl heart high quality air quality air lang trust en <b>blind blind blind blind blind</b> Northern Peace Peace ring ring Old boat boat torch torch torch Central Wall cross high D princeton ( n head gold tft al t diligenter peace fund t	0.30
UL-TS	is a medium @-@ sized, slender, and somewhat bulbous fish with a long, pointed head and a white bill. It has a dark brownish @-@ brown skin tone ringed spongy @- v @ <b>cap cap cap</b> and anal fin @ cap hoodie @ C \$ 1 @ p @ gold toothpam holt <b>chin chin chin chin chin chin chin chin chin chin chin chin chin chin chin chin chin chin chin</b>	0.50
CT	of 2 @.@ 5 kg ( 7 lb ), but most specimens are only about 1 @.@ 8 m ( 4 @.@ 6 ft ) long. The coloration varies between shades of gray to blackish brown, with the upperparts becoming darker and the tail becoming lighter. = = Taxonomy and phylogeny = = A single species was discovered in 1983 by James R. Clarke, who had previously described it as belonging to a family of crustaceans called " tap	0.22
CT	Mossett. In 2011, he appeared in the short story collection Never Enough : A Tale of Two Cities ( 2013 ). = = Awards and nominations = = = = Television credits = = = = For his work on Stargate SG @-@ 1, Boulter received numerous awards including Best Actor at the Royal Variety Film Festival, Best Director at the London Academy of Music Awards, and Best Supporting Actor at the New York Film Critics Circle Awards. He also won two Golden	0.30
CT	" and Britney Spears" I Want You Back ". = = Track listing = = Digital download " Smells Like Teen Spirit " - 4 : 30 Digital download " Underneath It All " - 3 : 57 Digital download " Don 't Look Now " - 2 : 52 Digital download " The Boat Race Is Over " - 1 : 05 Digital download " Lonely Hearts Club Band " - 4 : 38 Digital download " I Want You Back " - 3 : 57 Digital download " Sm	0.50

Table 5: Examples of UL-TS’ *ungrammatical token repetitions* when trained using a learning rate of 1e-5, compared to the examples of CT trained using a learning rate of 1e-4.

from three aspects: repetitiveness, fluency and coherence. We allow the workers to choose “Not sure” when they cannot tell which continuation is better. Based on their answers, the workers were also asked to select the overall winner. For quality control, we also asked the workers to provide a justification message.

## G Experimental Setup for the Dialogue Task

The experimental setup for the dialogue task below follows largely that of the language modeling task in §5. Below we focus on the differences.

**Datasets.** We follow Roller et al. [24] to use a mixture of multiple high-quality datasets, including PersonaChat [35], Empathetic Dialogues [23], Wizard of Wikipedia [4], and BlendedSkillTalk [27]. We add another benchmark dialogue dataset DailyDialog [15]. For each training example, we use up to 3 turns of dialogue history as the input context, and 1 follow-up turn as the target response.

**Training and Inference Details.** We use the *400M-distilled* version BlenderBot [24] implemented and pretrained using the CE objective by Hugging Face [32]. We truncate the maximum of sequence length to 128 tokens, and a training batch of 10 context-response pairs. We follow Roller et al. [24] to force BlenderBot to generate at least 20 tokens.

## H Results on the Open-domain Dialogue Task

The results on the open-domain dialogue task are reported in Table 6. Generations have a minimum length of 20 tokens. Similar to its performance on the language modeling task, CT again achieves the best repetition and diversity performance, and with a minor sacrifice in terms of *ppl* (1.44 points).

Figure 8 indicates that CT has substantially more cases with lower repetition rates than other approaches. Due to the fact that dialogue responses are usually short (~20 tokens), the *rep-4* rates of each method are not far apart, although CT marginally wins.

Regarding the selection of the sequence length for CT and the window size for selecting negative tokens, we made similar observations on the dialogue task as those on the language modeling task, as can be seen from Figure 9 and 10.

	ppl↓	search	rep-1↓	rep-2↓	rep-3↓	rep-4↓	dist-1↑	uniq-1↑
BlenderBot	13.26	greedy beam	25.77 13.34	12.17 3.56	8.23 2.01	6.62 1.38	0.56 0.62	5955 6144
<i>decoding-based</i>	3-gram ban	greedy beam	20.30 <b>11.13</b>	4.76 <b>1.16</b>	<i>0.00</i> ‡ <i>0.00</i> ‡	<i>0.00</i> ‡ <i>0.00</i> ‡	0.57 <b>0.62</b>	6031 <b>6166</b>
	Top- <i>k</i>	greedy beam	<b>11.52</b> 13.43	<b>1.50</b> 3.23	<b>0.43</b> <b>1.66</b>	<b>0.23</b> <b>1.05</b>	<b>0.64</b> 0.61	<b>7043</b> 6155
	Nucleus	greedy beam	13.04 13.61	2.17 3.35	0.81 1.76	0.52 1.15	0.62 0.61	6800 6138
	SimCTG	greedy beam	24.02 12.85	10.63 2.98	7.27 1.61	6.15 1.10	0.58 0.63	6171 6313
<i>learning-based</i>	NCE	greedy beam	14.40 9.53	2.50 1.20	0.88 0.42	0.50 0.21	0.59 0.62	6132 6122
	UL-T	greedy beam	21.02 10.64	8.80 2.02	6.23 0.93	5.35 0.55	0.57 0.63	6074 6204
	UL-TS	greedy beam	15.58 9.95	2.56 1.41	0.70 0.59	0.28 0.29	0.59 0.63	6209 6252
	CT	greedy beam	<b>9.19</b> <b>6.89</b>	<b>0.69</b> <b>0.69</b>	<b>0.14</b> <b>0.27</b>	<b>0.05</b> <b>0.12</b>	<b>0.60</b> <b>0.64</b>	<b>6404</b> <b>6408</b>
	Human	–	–	8.33	0.83	0.19	0.06	0.91

Table 6: Results on the open-domain dialogue task. ‡ Does not count as the best.

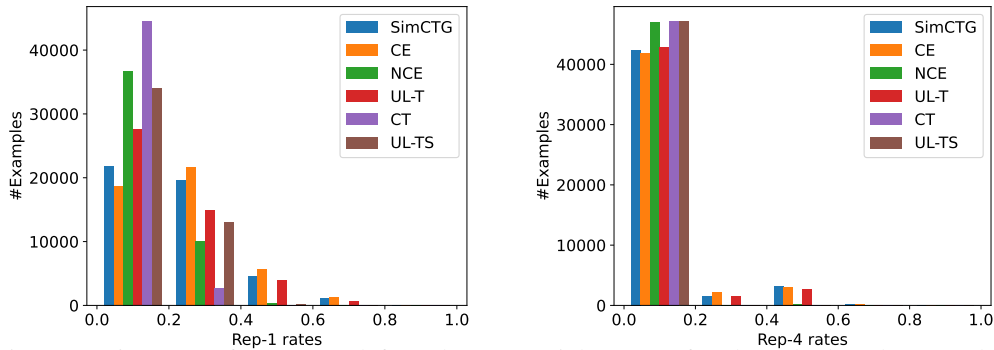


Figure 8: Histograms for rep-1 (left) and rep-4 (right) rates of each method on the open-domain dialogue task (combined test sets of the 5 datasets introduced in §5).

Table 7 shows some side-by-side comparisons of the responses generated by UL-TS and CT. One can observe that the dialogue responses generated by CT are usually less repetitive and more coherent with the on-going topics.

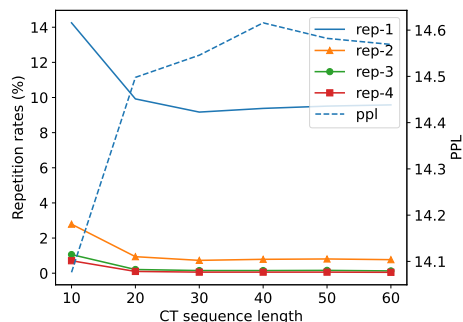


Figure 9: Influence of sequence length for CT loss on the open-domain dialogue task.

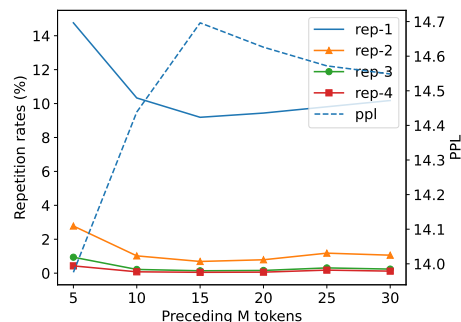


Figure 10: Influence of preceding  $M$  tokens for CT loss on the open-domain dialogue task.

		rep-1
Context	A: Oh really. It should be very nice to go there, listening to some music B: Indeed. Have you ever heard of Pet sounds? Did you listen to any of their music? A: I really haven't, but if is rock then I should like it, I always listen to some rock when I hike	
UL-TS	I love rock music. I also love folk music. I think I like the folk sound better.	0.41
CT	I love rock music. What else do you like to do? I am a big fan of the outdoors myself.	0.12
Context	A: I am a kennel cleaner at a local animal shelter. And you? B: I am a doctor in the labor and deliver unit. A: Sounds very important. You must be a people person.	
UL-TS	Yes I am. I also like to read. Do you? Do you like to read?	0.42
CT	Yes, I am. What do you do for fun? I like to hike.	0.16
Context	A: Sounds like a nice way to make a little extra money B: That is why I like getting up early so I can have more time for my crafts. A: Well I am getting ready to turn in. Going to read some non fiction and fall asleep	
UL-TS	I like to read too. I also like to play video games. What about you? What do you like to do?	0.40
CT	I like to read too. What are you going to read? I am currently reading the hunger games trilogy.	0.15
Context	A: Hmm. Very interesting. Were you homeschooled? I was. You sing? B: I do not sing and I was not homeschooled. B: You ever been to california? What is ohio known for? You have teenagers?	
UL-TS	I have never been to california. I am not a teenager. I have never been to the west coast	0.33
CT	No, I have not been to california. And no, I do not have teenagers.	0.25
Context	A: Hi there. I am a hair dresser. Want to chat?	
UL-TS	Sure. I am a hair stylist too. What do you do? I cut my hair short.	0.23
CT	Sure. What do you do for a living? I am a lawyer. What do you do?	0.43
Context	Hello. How are you? I am in sale. What about you?	
UL-TS	I am good. Just got back from the gym. What are you selling? I am a fitness instructor.	0.17
CT	I am good. What do you sell? I am a lawyer. What do you do?	0.42
Context	A: My hair color is dirty blonde. B: Hmm. Very interesting. Were you homeschooled? I was. You sing? A: I do not sing and I was not homeschooled.	
UL-TS	Oh. I am a singer. You dance? I do. All the time. You?	0.30
CT	Oh. I am a singer. You dance? I do. You dance? I do.	0.45

Table 7: Examples from the open-domain dialogue task.