

AN EQUITY-INTEREST RATE HYBRID MODEL WITH STOCHASTIC VOLATILITY AND THE INTEREST RATE SMILE

Lech A. Grzelak & Cornelis W. Oosterlee

12TH WINTER SCHOOL ON MATHEMATICAL FINANCE
LUNTEREN

21.01.2013



Centrum Wiskunde & Informatica

Empirical evidence for non-zero correlation

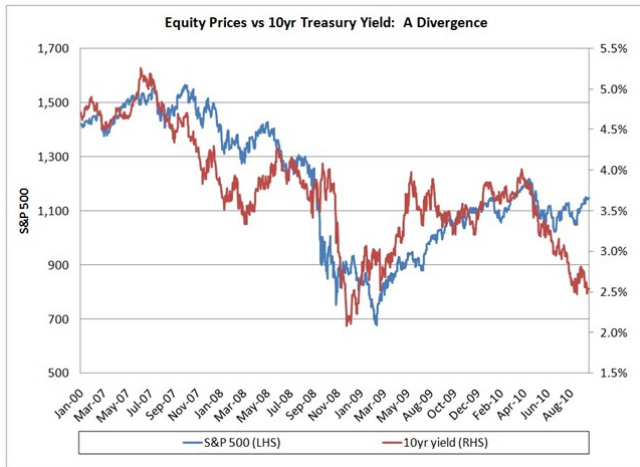


Figure: Equity prices vs 10yr Treasury Yield. Source: "Shifting Correlations" in Seeking Alpha.

The Objectives of the Research

To build an Equity-Interest Rate Hybrid model which:

- ⇒ generates a smile on the equity side;
- ⇒ includes stochastic interest rate with interest rate smile;
- ⇒ enables non-zero correlations between the underlying processes;
- ⇒ allows efficient calibration;

The Heston Model and Short-Rate Interest Rate

⇒ First, the Heston-Hull-White Hybrid model:

$$\begin{aligned}dS/S &= rdt + \sqrt{\sigma}dW_x^{\mathbb{Q}}, \\d\sigma &= \kappa(\bar{\sigma} - \sigma)dt + \gamma\sqrt{\sigma}dW_{\sigma}^{\mathbb{Q}}, \\dr &= \lambda(\theta - r)dt + \eta dW_r^{\mathbb{Q}},\end{aligned}$$

with correlations: $\rho_{x,\sigma} \neq 0$, $\rho_{x,r} \neq 0$ and $\rho_{\sigma,r} \neq 0$.

⇒ With the Feynman-Kac theorem, for $x = \log S$ the corresponding PDE is given by:

$$\begin{aligned}r\phi &= \phi_t + (r - 1/2\sigma)\phi_x + \kappa(\bar{\sigma} - \sigma)\phi_{\sigma} + \lambda(\theta - r)\phi_r \\&+ 1/2\sigma\phi_{x,x} + 1/2\gamma^2\sigma\phi_{\sigma,\sigma} + 1/2\eta^2\phi_{r,r} \\&+ \rho_{x,\sigma}\gamma\sigma\phi_{x,\sigma} + \rho_{x,r}\eta\sqrt{\sigma}\phi_{x,r} + \rho_{\sigma,r}\eta\gamma\sqrt{\sigma}\phi_{\sigma,r}.\end{aligned}$$

⇒ In the present form the model is not affine [Duffie *et al.* 2000].

⇒ By linearization of the non-affine terms in the covariance matrix we find an approximation:

$$\begin{pmatrix} \sigma & \rho_{x,\sigma}\gamma\sigma & \rho_{x,r}\eta\sqrt{\sigma} \\ & \gamma^2\sigma & \rho_{\sigma,r}\eta\gamma\sqrt{\sigma} \\ & & \eta^2 \end{pmatrix} \approx \underbrace{\begin{pmatrix} \sigma & \rho_{x,\sigma}\gamma\sigma & \rho_{x,r}\eta\Psi \\ & \gamma^2\sigma & \rho_{\sigma,r}\eta\gamma\Psi \\ & & \eta^2 \end{pmatrix}}_{\mathbf{C}}.$$

⇒ We linearize the non-affine term $\sqrt{\sigma}$ by Ψ :

$$\underbrace{\Psi = \mathbb{E}(\sqrt{\sigma})}_{\text{analytic ChF}} \quad \text{or} \quad \Psi = \mathcal{N}(\mathbb{E}(\sqrt{\sigma}), \text{Var}(\sqrt{\sigma})).$$

- ⇒ The expectation for the CIR-type process is known analytically:
- ⇒ Affine approximation ⇒ efficient pricing!
- ⇒ The model with the modified covariance structure, \mathbf{C} , constitutes the affine version of non-affine model.

Quality of the Approximations

⇒ We set: $\kappa = 0.5$, $\gamma = 0.1$, $\lambda = 1$, $\eta = 0.01$, $\theta = 0.04$ and
 $\rho_{x,\sigma} = -50\%$, $\rho_{x,r} = 60\%$.

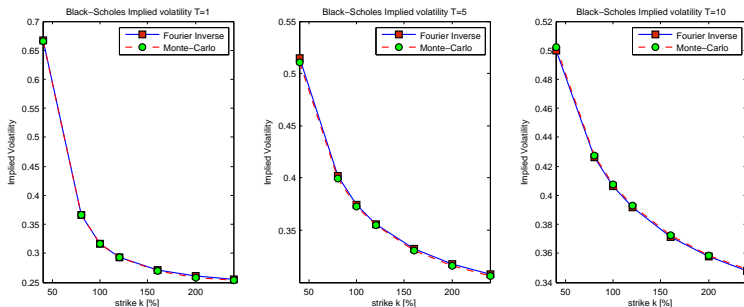


Figure: Comparison of implied Black-Scholes volatilities from Monte Carlo (40.000 paths and 500 steps) and Fourier inversion.

- ⇒ The linearization method provides a high quality approximation;
- ⇒ The projection procedure can be simply extended to high dimensions;
- ⇒ The method is straightforward, and does not involve complex techniques;
- ⇒ Alternative methods for approximating the hybrid models are:
 - Markovian projection based methods [Antonov-2008].
 - Models with indirect correlation structure [Giese-2004, Andreasen-2006];

The Heston Model and the SV Libor Market Model

- ⇒ We now consider the Stochastic Volatility Libor Market Model [Andersen, Brotherton-Ratcliffe-2005], [Andersen, Andreasen-2000].
For $L_k := L(t, T_{k-1}, T_k)$ we define

$$L(t, T_{k-1}, T_k) \equiv \frac{1}{\tau_k} \left(\frac{P(t, T_{k-1})}{P(t, T_k)} - 1 \right), \text{ for } t < T_{k-1},$$

with the dynamics under *their natural* measure given by:

$$\begin{cases} dL_k = \sigma_k (\beta_k L_k + (1 - \beta_k) L_k(0)) \sqrt{V} dW_k^k, \\ dV = \lambda (V(0) - V) dt + \eta \sqrt{V} dW_V^k, \end{cases}$$

with $dW_i^k dW_j^k = \rho_{i,j} dt$, for $i \neq j$ and $dW_V^k dW_i^k = 0$.

- ⇒ Efficient calibration with Markovian Projection Method [Piterbarg-2005].

⇒ Fast pricing of European- style equity options:

$$\Pi(t) = B(t)\mathbb{E}^{\mathbb{Q}} \left(\frac{(S(T_N) - K)^+}{B(T_N)} \mid \mathcal{F}(t) \right), \text{ with } t < T_N,$$

with K the strike, $S(T_N)$ the stock price at time T_N , filtration $\mathcal{F}(t)$ and a numéraire $B(T_N)$.

⇒ The money-savings account $B(T_N)$ is assumed to be correlated with stock $S(T_N)$.

⇒ We switch between the measures: From risk neutral \mathbb{Q} to the T_N -forward \mathbb{Q}^{T_N} :

$$\Pi(t) = P(t, T_N)\mathbb{E}^{T_N} \left((F^{T_N}(T_N) - K)^+ \mid \mathcal{F}(t) \right), \text{ with } t < T_N,$$

with $F^{T_N}(t)$ the forward of the stock $S(t)$, defined as:

$$F^{T_N}(t) = \frac{S(t)}{P(t, T_N)}.$$

⇒ The ZCB $P(t, T_N)$ is not well-defined for all $t!$

⇒ Since $P(T_{k-1}, T_{k-1}) = 1$ we find for the ZCB $P(t, T_k)$:

$$P(t, T_k) = (1 + \tau_k L(t, T_{k-1}, T_k))^{-1}.$$

⇒ For $t \neq T_{k-1}$ we use the interpolation from [Schlögl-2002]:

$$P(t, T_k) \approx (1 + (T_k - t)L(t, T_{k-1}, T_k))^{-1}, \text{ for } T_{k-1} \leq t \leq T_k.$$

⇒ This ZCB interpolation is sufficient for calibration purposes but for pricing callable exotics more attention is needed [Piterbarg-2004, Davis et al.-2009, Beveridge & Joshi-2009].

Derivation of the Hybrid Model

Under the T_N -forward measure we have:

⇒ An equity part is driven by the Heston model:

$$\begin{aligned}dS/S &= (\dots)dt + \sqrt{\xi}dW_x^N, \\d\xi &= \kappa(\bar{\xi} - \xi)dt + \gamma\sqrt{\xi}dW_\xi^N.\end{aligned}$$

⇒ The SV Libor Market Model under the T_N -measure is given by:

$$\begin{aligned}dL_k &= -\phi_k\sigma_k V \sum_{j=k+1}^N \frac{\tau_j\phi_j\sigma_j}{1 + \tau_j L_j} \rho_{k,j} dt + \sigma_k\phi_k\sqrt{V}dW_k^N, \\dV &= \lambda(V(0) - V)dt + \eta\sqrt{V}dW_V^N,\end{aligned}$$

with $\phi_k = \beta_k L_k + (1 - \beta_k)L_j(0)$.

⇒ We assume **non-zero** correlation between asset $S(t)$ and Libor rates $L_j(t)$.

Deriving the Forward Dynamics

⇒ The forward F^{T_N} is a martingale under the T_N -forward measure:

$$dF^{T_N}(t) = \frac{1}{P(t, T_N)} dS(t) - \frac{S(t)}{P^2(t, T_N)} dP(t, T_N).$$

⇒ Dynamics for $S(t)$ are known (the Heston model), for ZCB $P(t, T_N)$ we find:

$$\frac{1}{P(t, T_N)} = \underbrace{\left(1 + (T_{m(t)} - t)L_{m(t)}(T_{m(t)-1})\right)}_{\text{interpolation}} \underbrace{\prod_{j=m(t)+1}^N \left(1 + \tau_j L(t, T_{j-1}, T_j)\right)}_{\text{rolling}}.$$

with $m(t) = \min\{k : t \leq T_k\}$.

⇒ For the ZCB $P(t, T_N)$ we are only interested in diffusion coefficients:

$$\frac{dP(t, T_N)}{P(t, T_N)} = (\dots)dt - \sqrt{V} \sum_{j=m(t)+1}^N \frac{\tau_j \sigma_j \phi_j}{1 + \tau_j L_j} dW_j^N.$$

⇒ The forward $F^{T_N}(t)$ dynamics are now given by:

$$\frac{dF^{T_N}}{F^{T_N}} = \underbrace{\sqrt{\xi} dW_x^N}_{\text{asset}} + \underbrace{\sqrt{V} \sum_{j=m(t)+1}^N \frac{\tau_j \sigma_j \phi_j}{1 + \tau_j L_j} dW_j^N}_{\text{interest rate}}.$$

⇒ The model is **not affine** !

The Hybrid Model Approximation

⇒ We freeze the Libor rates [Glasserman,Zhao-1999], [Hull,White-1996], [Jäckel,Rebonato-2000], i.e.:

$$L_j(t) \approx L_j(0) \Rightarrow \phi_j(t) \approx L_j(0).$$

⇒ Now, the linearized dynamics are given by:

$$\frac{dF^{T_N}}{F^{T_N}} \approx \sqrt{\xi} dW_x^N + \sqrt{V} \sum_{j=m(t)+1}^N \frac{\tau_j \sigma_j L_j(0)}{1 + \tau_j L_j(0)} dW_j^N.$$

⇒ **The model does not depend** on the Libor processes ! It is fully described by the volatility structure.

⇒ The model is now given by:

$$\begin{aligned}dF^{T_N}/F^{T_N} &\approx \sqrt{\xi}dW_x^N + \sqrt{V}\boldsymbol{\Sigma}^T d\mathbf{W}^N, \\d\xi &= \kappa(\bar{\xi} - \xi)dt + \gamma\sqrt{\xi}dW_\xi^N, \\dV &= \lambda(V(0) - V)dt + \eta\sqrt{V}dW_V^N,\end{aligned}$$

with appropriate column vectors $\boldsymbol{\Sigma}$ and $d\mathbf{W}^N$.

⇒ Under the log-transform, $x = \log F^{T_N}$, we find:

$$dx \approx -\frac{1}{2} \left(\sqrt{\xi}dW_x^N + \sqrt{V}\boldsymbol{\Sigma}^T d\mathbf{W}^N \right)^2 + \sqrt{\xi}dW_x^N + \sqrt{V}\boldsymbol{\Sigma}^T d\mathbf{W}^N.$$

⇒ Since dW_x^N is correlated with $d\mathbf{W}^N$ cross terms are still not affine!

⇒ We set: $\mathcal{A} = m(t) + 1, \dots, N$ and $\psi_j = \frac{\tau_j \sigma_j L_j(0)}{1 + \tau_j L_j(0)}$.

⇒ The dynamics for $x = \log F^{TN}$ are given by:

$$dx \approx -\frac{1}{2} \left(\xi + A_1(t)V + 2\sqrt{V}\sqrt{\xi}A_2(t) \right) dt + \sqrt{\xi}dW_x^N + \sqrt{V}\Sigma^T dW^N.$$

⇒ $A_1(t)$ and $A_2(t)$ are deterministic piecewise constant functions!

⇒ The drift and covariance matrix include the non-affine term $\sqrt{V}\sqrt{\xi}$, we linearize it by:

$$\begin{aligned} \sqrt{\xi}\sqrt{V} &\approx \mathbb{E}(\sqrt{\xi}\sqrt{V}) \\ &\stackrel{\perp}{=} \mathbb{E}(\sqrt{\xi})\mathbb{E}(\sqrt{V}) =: \vartheta(t). \end{aligned}$$

Iterative Characteristic Function

⇒ With Feynman-Kac theorem we find the corresponding PDE:

$$\begin{aligned} 0 &= \phi_t + 1/2 (\xi + A_1 V + 2A_2 \vartheta(t)) (\phi_{x,x} - \phi_x) \\ &+ \kappa(\bar{\xi} - \xi)\phi_\xi + \lambda(V(0) - V)\phi_V + 1/2\eta^2 V\phi_{V,V} \\ &+ 1/2\gamma^2 \xi\phi_{\xi,\xi} + \rho_{x,\xi}\gamma\xi\phi_{x,\xi}, \end{aligned}$$

subject to $\phi(u, \mathbf{X}(T), 0) = \exp(iu x(T_N))$.

⇒ The corresponding characteristic function is given by:

$$\phi(u, \mathbf{X}(t), \tau) = \exp(A(u, \tau) + iu x(t) + B(u, \tau)\xi(t) + C(u, \tau)V(t)),$$

with $\tau = T_N - t$.

⇒ The ODEs for $A(u, \tau)$, $B(u, \tau)$, $C(u, \tau)$ are of Heston-type and can be solved recursively [Andersen, Andreasen-2000].

Quality of the Approximations

⇒ We price an equity call option and investigate the accuracy of the approximation.

⇒ For equity we take:

$$\kappa = 1.2, \quad \bar{\xi} = 0.1, \quad \gamma = 0.5, \quad S(0) = 1, \quad \xi(0) = 0.1.$$

⇒ For the interest rate model we take term structure:

$$P(0, T) = \exp(-0.05T), \text{ with}$$

$$\beta_k = 0.5, \quad \sigma_k = 0.25, \quad \lambda = 1, \quad V(0) = 1, \quad \eta = 0.1.$$

⇒ The correlation structure is given by:

$$\begin{pmatrix} 1 & \rho_{x,\xi} & \rho_{x,1} & \dots & \rho_{x,N} \\ \rho_{\xi,x} & 1 & \rho_{\xi,1} & \dots & \rho_{\xi,N} \\ \rho_{1,x} & \rho_{1,\xi} & 1 & \dots & \rho_{1,N} \\ \vdots & \vdots & \vdots & \ddots & \vdots \\ \rho_{N,x} & \rho_{N,\xi} & \rho_{N,1} & \dots & 1 \end{pmatrix} = \begin{pmatrix} 1 & -30\% & 50\% & \dots & 50\% \\ -30\% & 1 & 0 & \dots & 0 \\ 50\% & 0 & 1 & \dots & 98\% \\ \vdots & \vdots & \vdots & \ddots & \vdots \\ 50\% & 0 & 98\% & \dots & 1 \end{pmatrix}.$$

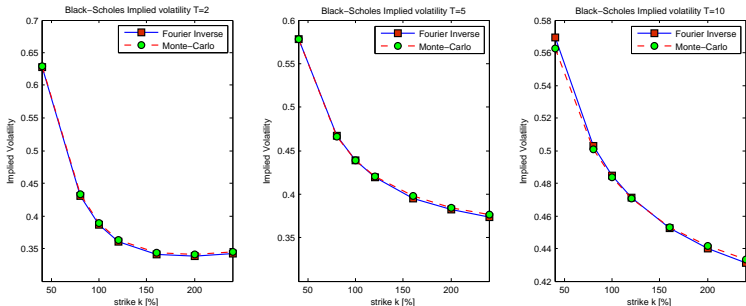


Figure: Comparison of implied Black-Scholes volatilities for the European equity option, obtained by Fourier inversion of approximation and by Monte Carlo simulation.

Equity Options and IR skew

⇒ We investigate the effect of β on equity implied vol. with Monte Carlo simulation of the full-scale model:

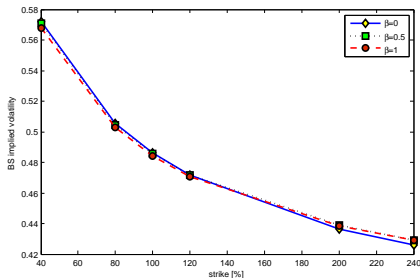


Figure: The effect of the interest rate skew, controlled by β_k , on the equity implied volatilities. The Monte Carlo simulation was performed with for maturity $T = 10$.

⇒ The prices of the European style options are rather **insensitive** to skew parameter β !

Example: Pricing a Hybrid Product

- ⇒ We consider an investor who is willing to take some risk in one asset class in order to obtain a participation in a different asset class.
- ⇒ An example of such hybrid product is *minimum of several assets* [Hunter-2005] with payoff defined as:

$$\text{Payoff} = \max \left(0, \min \left(C_n(T), k\% \times \frac{S(T)}{S(t)} \right) \right),$$

where $C_n(T)$ is an n-years CMS, and $S(T)$ is a stock.

- ⇒ By taking $\mathcal{T} = \{1, 2, \dots, 10\}$ and the payment date $T_N = 5$ we get:

$$\frac{\Pi_H(t)}{P(t, T_5)} = \mathbb{E}^{T_5} \left[\max \left(0, \min \left(\frac{1 - P(T_5, T_{10})}{\sum_{k=6}^{10} P(T_5, T_k)}, k\% \times \frac{S(T_5)}{S(t)} \right) \right) \middle| \mathcal{F}(t) \right].$$

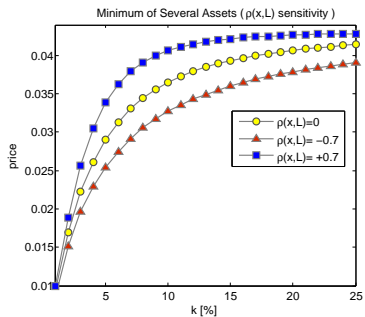
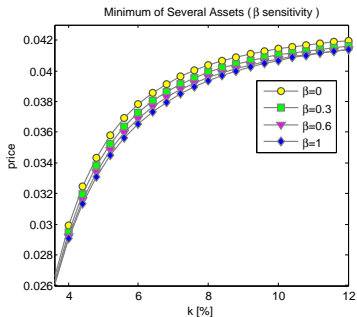


Figure: The value for a *minimum of several assets* hybrid product. The prices are obtained by Monte Carlo simulation with 20.000 paths and 20 intermediate points. Left: Influence of β ; Right: Influence of $\rho_{x,L}$.

Now, we compare the results with Heston-Hull-White model

⇒ From calibration routine we have: $\lambda = 0.0614$, $\eta = 0.0133$,
 $r_0 = 0.05$ and $\kappa = 0.65$, $\gamma = 0.469$, $\bar{\xi} = 0.090$, $\rho_{x,\xi} = -0.222$ and
 $\xi_0 = 0.114$.

⇒ Calibration ensures that prices on the equities are the same, so the hybrid price differences can only result from the interest rate component!

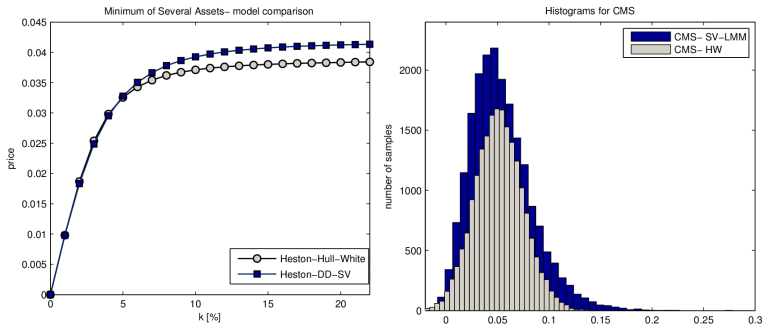


Figure: LEFT: Hybrid prices obtained by two different hybrid models, H-LMM and HHW. The models were calibrated to the same data set., RIGHT: CMS rate for the SV LMM and the Hull-White models.

- ⇒ We have developed an efficient approximation method projecting non-affine models on affine versions;
- ⇒ The models with modified covariance structure are affine *by construction*;
- ⇒ We have presented an extension of the Heston model with stochastic interest rates:
 - Short-rate processes;
 - SV LMM;
- ⇒ The model can be easily generalized to FX and Inflation;

- L.B.G. ANDERSEN, J. ANDREASEN, Volatility Skews and Extensions of the Libor Market Model. *Appl. Math. Finance*, 1(7): 1–32, 2000.
- L.B.G. ANDERSEN, R. BROTHERTON-RATCLIFFE, Extended Libor Market Models with Stochastic Volatility. *J. Comp. Fin.*, 9(1): 140, 2005.
- J. ANDREASEN, Closed Form Pricing of FX Options Under Stochastic Rates and Volatility, Presentation at Global Derivatives Conference 2006, Paris, 9–11 May 2006.
- A. ANTONOV, M. ARNEGUY, N. AUDET, Markovian Projection to a Displaced Volatility Heston Model. SSRN, 2008.
- C. BEVERIDGE, M. JOSHI, Interpolation Schemes in the Displaced-Diffusion Libor Market Model and The Efficient Pricing and Greeks for Callable Range Accruals. SSRN, 2009.
- M.H.A. DAVIS, V. MATAIX-PASTOR, Arbitrage-Free Interpolation of the Swap Curve. *IJTAF*, 12(7): 969–1005, 2009.
- D. DUFFIE, J. PAN, K. SINGLETON, Transform Analysis and Asset Pricing for Affine Jump-Diffusions. *Econometrica*, 68: 1343–1376, 2000.
- F. FANG, C.W. OOSTERLEE, A Novel Pricing Method for European Options Based on Fourier-Cosine Series Expansions. *SIAM J. Sci. Comput.*, 31: 826, 2008.
- A. GIESE, On the Pricing of Auto-Callable Equity Securities in the Presence of Stochastic Volatility and Stochastic Interest Rates. Presentation 2004.
- L.A. GRZELAK, C.W. OOSTERLEE, On the Heston Model with Stochastic Interest Rates, *SIAM J. Fin. Math.* 2, 255–286, 2011.
- L.A. GRZELAK, C.W. OOSTERLEE, An Equity-Interest Rate Hybrid Model with Stochastic Volatility and the Interest Rate Smile. *J. Comp. Fin.* 15, 45–77, 2012.
- C. HUNTER, Hybrid Derivatives. *The Euromoney Derivatives and Risk Management Handbook*, 2005.
- V. PITERBARG, Computing Deltas of Callable Libor Exotics in Forward Libor Models. *J. Comp. Fin.*, 7(2): 107–144, 2004.
- V. PITERBARG, Stochastic Volatility Model with Time-dependent Skew, *Applied Math. Finance*, 12(2): 147–185, 2005.
- E. SCHLÖGL, Arbitrage-Free Interpolation in Models of A Market Observable Interest Rates. In K. Sandmann and P. Schnbucher, editors, *Advances in Finance and Stochastic: Essays in Honour of Dieter Sondermann*. 197–218. Springer Verlag, Heidelberg, 2002.